




KAMUJA

TOWER CRANE N7017-10



Hunan Kamuja Machinery & Equipment Co.,Ltd



A Certificated Company of GB/T 19001-2016
ISO 9001:2015



Manufacture Tower Crane since 1958



Official Vendor



FACTORY INTRODUCTION



Founded in 1958, the manufacture is an industry-leading enterprise integrating the R&D, manufacturing, installation, transformation and maintenance of construction hoisting machinery, and is also one of the first four manufacturers who obtained the manufacture license of construction machinery in China.

Two production bases in Bali and Wuming of Nanning, covering an area of 360,000 square meters and equipped with more than 1,200 sets of advanced processing equipment, with an annual output of over RMB 3 billion.

PRODUCT INTRODUCTION

★ **Internal climbing type tower crane:** The tower crane is installed inside a building, and climbs upward with the help of the building structure, without any independent foundation. additional attachment devices or standard sections. Such a tower crane features a low cost, a wider construction coverage area and higher work efficiency. Furthermore, such a tower crane can be transformed into an attached tower crane at a low cost.

★ **Inner cage type tower crane:** The jacking center of gravity rests on the center of the tower body, making the installation, removal, and lifting of the tower crane more stable, and safer. The standard sections of the tower body are of a sheet structure which occupies less space during transportation and storage, thus lowering the cost of transportation and storage. It can be accessed in any angle within the range of 360°.



★ **Outer cage type tower crane:** The standard sections of the tower body can be installed and removed as a whole, making such a tower crane easy for connection, safe and reliable in operation. and quick in lifting up and down.

HUNAN KAMUJA MACHINERY & EQUIPMENT CO.,LTD.

Room 818, 4th Floor, Chang Tong Logistic Center, No.18 Qingzhuhu Road, Changsha, Hunan, China

Tel: +86 0731 88677248

E-mail: juana.yan@kamuja.cn

www.kamuja.cn



Certificated Company of GB/T 19001-2016/ ISO 9001:2015



Manufacture Tower Crane since 1958



Official Vendor



FEATURES



System integration, intelligent lifting:

Highly-integrated intelligent electrical monitoring. smooth lifting. Varying load and speed, accurate positioning, full coverage of real-time monitoring. risk identification without blind corner.



Triple protection. safe and reliable:

Anti-slip hook, anti-overload, anti-punching, anti-tower-falling, anti-rope-breaking, anti-collision, anti hanging. anti-swing and anti-twist safety functions. Providing triple protections by means of mechanical, electronic and intelligent technologies.



Quick assembly design, convenient assembly and disassembly:

Quick assembly platform, combined tie rod, telescopic wall attachment. error-proof aviation plug, quick assembly and disassembly, flexible and efficient.



High Efficiency, worry free service:

Open type tower body, easy maintenance, long service life; sheet-like standard mast, stacked storage, low transport cost; safe operation, worry free service, fine management, economic operation throughout the whole life cycle under the support from "Construction Machinery Smart Housekeeper"

First-class configuration, excellent performance:

Three major transmission mechanisms, hydraulic jacking device, intelligent electrical system, intelligent monitoring system and other components all supplied by first-class manufacturers: high rigidity, good stability and high wind resistance of the structure, ensuring more reliable operation of the machine.

CUSTOMER REFERENCE

LOGAN
龙光



vanke 万科

HUNAN KAMUJA MACHINERY & EQUIPMENT CO.,LTD.

Room 818, 4th Floor, Chang Tong Logistic Center, No.18 Qingzhuhu Road, Changsha, Hunan, China

Tel: +86 0731 88677248

E-mail: juana.yan@kamuja.cn

www.kamuja.cn



Certificated Company of GB/T 19001-2016/ISO 9001:2015



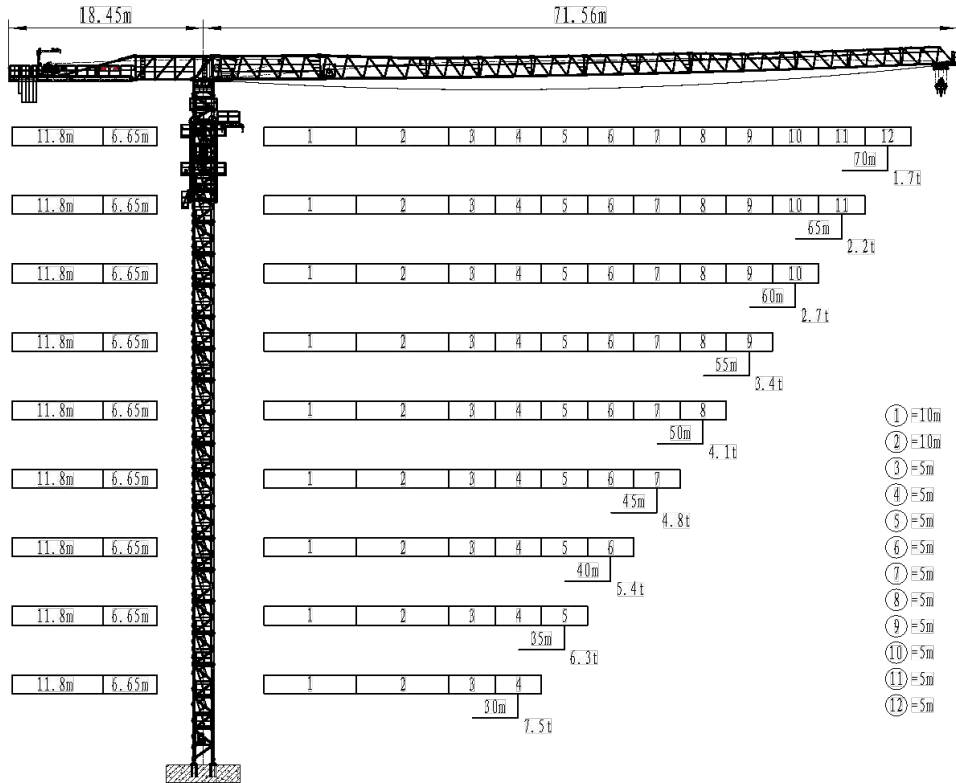
Manufacture Tower Crane since 1958



Official Vendor 

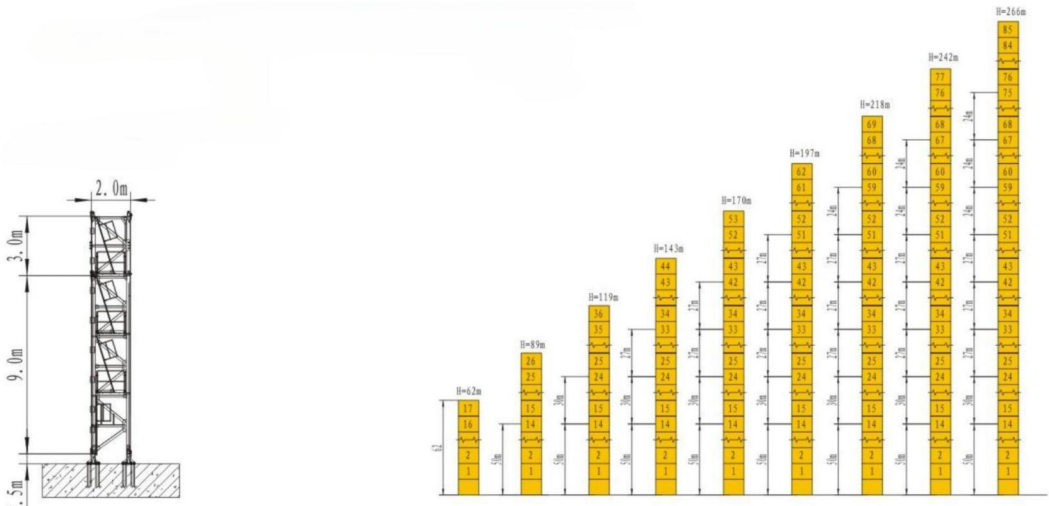
N7017-10 Flat-top Tower Cranes

Drawing of tower crane structure



- ① = 10m
- ② = 10m
- ③ = 5m
- ④ = 5m
- ⑤ = 5m
- ⑥ = 5m
- ⑦ = 5m
- ⑧ = 5m
- ⑨ = 5m
- ⑩ = 5m
- ⑪ = 5m
- ⑫ = 5m

TOWER



Sectional dimensions of tower section(m×m×m)	Reinforced section	Standard section	FSH(m)	Max.Height
2.0*2.0*3.0(Outer Cage)	4	13	62	266

HUNAN KAMUJA MACHINERY & EQUIPMENT CO.,LTD.

Room 818, 4th Floor, Chang Tong Logistic Center, No.18 Qingzhuhu Road, Changsha, Hunan, China

Tel: +86 0731 88677248

E-mail: juana.yan@kamuja.cn

www.kamuja.cn



Certificated Company of GB/T 19001-2016/ ISO 9001:2015



Manufacture Tower Crane since 1958



Official Vendor



Load Diagrams

	R (m)	16.00	18.0	20.0	22.0	24.0	26.0	28.0	30.0	32.0	34.0	36.0	38.0	40.0	42.0	44.0	46.0	48.0	50.0	52.0	54.0	56.0	58.0	60.0	62.0	64.0	66.0	68.0	70.0		
70.0		5.00										4.65	4.33	4.04	3.79	3.56	3.35	3.17	2.99	2.84	2.69	2.56	2.43	2.32	2.21	2.11	2.02	1.93	1.85	1.77	1.70
		10.00	8.78	7.81	7.02	6.36	5.80	5.32	4.91	4.55	4.23	3.94	3.69	3.46	3.25	3.07	2.89	2.74	2.59	2.46	2.33	2.22	2.11	2.01	1.92	1.83	1.75	1.67	1.60		
	R (m)	17.82	18.0	20.0	22.0	24.0	26.0	28.0	30.0	32.0	34.0	36.0	38.0	40.0	42.0	44.0	46.0	48.0	50.0	52.0	54.0	56.0	58.0	60.0	62.0	64.0	65.0				
65.0		5.00										4.92	4.60	4.32	4.06	3.83	3.62	3.43	3.25	3.09	2.94	2.81	2.68	2.56	2.45	2.34	2.24	2.20			
		10.00	9.89	8.81	7.93	7.20	6.57	6.04	5.58	5.18	4.82	4.50	4.22	3.96	3.73	3.52	3.33	3.15	2.99	2.84	2.71	2.58	2.46	2.35	2.24	2.14	2.10				
	R (m)	19.21	20.0	22.0	24.0	26.0	28.0	30.0	32.0	34.0	36.0	38.0	40.0	42.0	44.0	46.0	48.0	50.0	52.0	54.0	56.0	58.0	60.0								
60.0		5.00										4.72	4.44	4.19	3.96	3.76	3.57	3.39	3.23	3.08	2.95	2.82	2.70								
		10.00	9.57	8.62	7.82	7.15	6.58	6.08	5.65	5.26	4.92	4.62	4.34	4.09	3.86	3.66	3.47	3.29	3.13	2.98	2.85	2.72	2.60								
	R (m)	21.14	22.0	24.0	26.0	28.0	30.0	32.0	34.0	36.0	38.0	40.0	42.0	44.0	46.0	48.0	50.0	52.0	54.0	55.0											
55.0		5.00										4.97	4.69	4.44	4.22	4.01	3.82	3.64	3.47	3.40											
		10.00	9.57	8.70	7.97	7.33	6.78	6.31	5.88	5.51	5.17	4.87	4.59	4.34	4.12	3.91	3.72	3.54	3.37	3.30											
	R (m)	22.44	24.0	26.0	28.0	30.0	32.0	34.0	36.0	38.0	40.0	42.0	44.0	46.0	48.0	50.0															
50.0		5.00										4.76	4.52	4.30	4.10																
		10.00	9.29	8.51	7.84	7.25	6.75	6.30	5.90	5.54	5.22	4.93	4.66	4.42	4.20	4.00															
	R (m)	23.0	24.0	26.0	28.0	30.0	32.0	34.0	36.0	38.0	40.0	42.0	44.0	45.0																	
45.0		5.00										4.92	4.80																		
		10.00	9.58	8.78	8.10	7.50	6.97	6.51	6.10	5.73	5.40	5.10	4.82	4.70																	
	R (m)	23.0	24.0	26.0	28.0	30.0	32.0	34.0	36.0	38.0	40.0																				
40.0		5.00																													
		10.00	9.58	8.78	8.10	7.50	6.97	6.51	6.10	5.73	5.40																				
	R (m)	23.0	24.0	26.0	28.0	30.0	32.0	34.0	35.0																						
35.0		5.00																													
		10.00	9.58	8.78	8.10	7.50	6.97	6.51	6.30																						
	R (m)	23.0	24.0	26.0	28.0	30.0																									
30.0		5.00																													
		10.00	9.58	8.78	8.10	7.50																									

Main Technical Parameters

Hoisting performance	Rated hoisting moment		2000kN.m		
	Maximum hoisting capacity		10 t		
Mechanism performance	2Fall		4Fall		Motor
	t	m/min	t	m/min	
Lifting	5	0~40	10	0~20	37Kw
	1	0~104	2	0~52	
Trolleying	0~65 m/min			5.5Kw	
Slewing	0~0.6 r/min			2*7.5Kw	

※ The technical information may vary by the update policy, the changes will be without prior notice.

HUNAN KAMUJA MACHINERY & EQUIPMENT CO.,LTD.

Room 818, 4th Floor, Chang Tong Logistic Center, No.18 Qingzhuhu Road, Changsha, Hunan, China

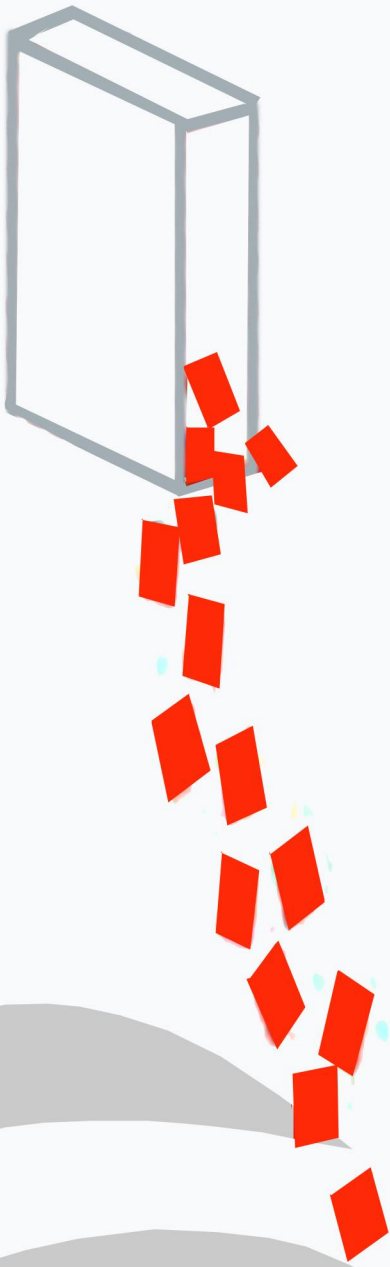
Tel: +86 0731 88677248

E-mail: juana.yan@kamuja.cn

www.kamuja.cn



Certificated Company of GB/T 19001-2016/ ISO 9001:2015



Hunan Kamuja Machinery & Equipment Co.,Ltd

Address: Qingzhu Hu Road N.18, Chang Tong Logistic Center Floor 4 Room 818,
Jinxia Economic Development Zone, Changsha City, Hunan Province, P.R of China.

333 SE 2nd Avenue Suit 2000 Miami FL 33131. USA

Tel: +86 731 8867 7248 e-mail: info@kamuja.cn

Web site: www.kamuja.cn



A Certificated Company of GB/T 19001-2016/
ISO 9001:2015